






Corporate Monitoring Statement 2014-15		(1)	(2)	(3)	(4)	(5)	(6)	(7)
		Original Budget	Revised Budget	Reprofiled to Future Years (funding not yet received or held in general reserves)	Slippage to Future Years (funding received and carried forward in capital reserves or future borrowing)	Revised Estimate After Reprofile Col(2)-Col(3,4)	Outturn	Month 12 variance (Under) or Over Col(6)- Col(5)
		£000's	£000's	£000's	£000's	£000's	£000's	£000's
Children, Young People & Culture	Support Services	0	102		(7)	95	95	0
	Devolved Formula Capital	500	1,749		(1,022)	727	727	0
	New Deal for Schools Modernisation	3,926	11,570		(7,115)	4,455	4,455	0
	Access Initiative	0	62		(24)	38	38	0
	Targetted Capital Funds	0	130		(101)	30	30	0
	New Sports Hall Derby High	321	190			190	190	0
	Children Centres	0	44		(44)	0	0	0
	Free School Meal Capital Grant	356	356		(131)	225	225	0
	Early Education Fund	0	321		(291)	30	30	0
16-19 Demographic Growth Fund	274	447			447	447	0	
Libraries/Adult Education	0	104		(62)	42	42	0	
Communities & Wellbeing	Environmental Works	0	95		(78)	17	17	0
	Improving Information Management	0	32		(32)	0	0	0
	Learning Disabilities	0	485	(3)	(221)	261	261	0
	Older People	448	563			563	563	0
	Empty Property Strategy	199	604		(527)	77	77	0
	Greater Manchester Green Deal	0	55		(55)	0	0	0
	Disabled Facilities Grant	652	1,018		(182)	836	836	0
	Waste Management	0	266		(102)	164	164	0
Leisure and Parks Radcliffe Temporary Pool	0	1,154	(825)		329	329	(0)	
Resources & Regulation	Traffic Management Schemes	205	519		(442)	77	77	0
	Public Rights of Way / Disabled Pedestrian	23	40		(39)	2	2	0
	Planned Maintenance	1,233	1,583		(288)	1,295	1,295	(0)
	Bridges	445	469		(136)	332	332	0
	Street Lighting LED Invest to Save	1,046	1,594		(861)	733	733	0
	Traffic Calming and Improvement	500	659	(113)	(514)	33	33	(0)
	Planning Environmental Projects	237	865	(387)	(225)	253	253	0
	Planning Development Projects	206	358	(146)	(152)	60	60	0
	Corporate ICT Projects	0	258	(90)	(83)	85	85	(0)
	Townside Fields - Joint Venture	0	5			5	5	0
	Depot & Operational Premises	0	92			92	92	0
	Opportunity Land Purchase	0	109		(109)	0	0	0
	Demolition of the Rock Fire Station	0	94		(90)	4	4	0
	Demolition of Former Police HQ, Inwell Street	0	417		(370)	47	47	0
	Bury Market - New Toilets	0	247			247	247	0
	Radcliffe Town Centre Redevelopment	700	874		63	937	937	0
	The Rock Fire Station Redevelopment	0	4		(4)	0	0	0
	Radcliffe TC Bus Station Relocation	1,000	1,000		(902)	98	98	0
	New Leisure Centre at Knowsley Street	0	0			0	0	0
	Former Petrol Filling Station nr Murray Street	0	40	(7)		33	33	0
	Bury Open Market extension to polycarbonate roof	0	17			17	17	0
	18 Haymarket Street	0	99		(86)	13	13	0
	Tile Street Refuse Removal	0	120		(42)	78	78	0
	Acquisition of 88 Hollins Lane	0	61			61	61	0
Warthfield Demolition	0	35			35	35	0	
Property Management / Sale of Assets	0	0			0	72	72	
ELR Trust	0	23			23	23	0	
Disabled Facilities Adaptations	534	557		(63)	494	494	0	
Major Repairs Allowance Schemes	7,361	8,744			8,744	8,745	0	
HRA component modernisation	4,119	4,140		(635)	3,504	3,504	(0)	
Total Bury Council controlled programme	24,284	42,371	(1,572)	(14,974)	25,825	25,897	72	

Funding position:

Capital Receipts	205	1,215		(429)	786	858
Capital Reserves / Earmarked Capital Receipts	0	4,734		(3,209)	1,524	1,524
General Fund Revenue/Reserves	699	1,423	(923)	0	500	500
Housing Revenue Account	0	4,675		(700)	3,975	3,975
Capital Grants/Contributions	9,780	19,990	(649)	(9,774)	9,567	9,567
Major Repair Reserve	12,014	8,768		0	8,768	8,768
Unsupported Borrowing	1,586	1,566		(861)	705	705
	24,284	42,371	(1,572)	(14,974)	25,825	25,897

Key for budget monitoring reports

Projected Overspend (or Income Shortfall) of		
 a major problem with the budget	more than 10% and above £50,000	
 a significant problem with the budget	more than 10% but less than £50,000	
 expenditure/income in line with budget		
 a significant projected underspend (or income surplus)	more than 10% but under £50,000	
 a major projected underspend (or income surplus)	more than 10% and above £50,000	